

OFFICE OF THE PRINCIPAL
RAIRANGPUR DEGREE COLLEGE, RAIRANGPUR, MAYURBHANJ

No. 03/17/RUSA

Date- 30.11.2017

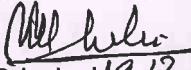
QUOTATION CALL NOTICE

Sealed quotations are invited from manufacturers / suppliers / retailers / registered firms/publishers/Book sellers for supply of Laboratory equipments (Anthropology/Botany/Chemistry/Physics/Zoology), Library Books and Computer set from the RUSA grant. Quotations must reach the undersigned latest by 31.12.2017 4.00 PM. The envelope containing Quotation(s) be superscribed with "QUOTATION UNDER RUSA". The laboratory equipments must cater to the needs of CBCS syllabi.

Sd/-

Principal, Rairangpur College
Contact No. 7682827229

Yours faithfully


Principal 19.12.17

Rairangpur College, Rairangpur
PRINCIPAL
RAIRANGPUR COLLEGE
Rairangpur Mayurbhanj

**LIST OF LABORATORY EQUIPMENTS, RAIRANGPUR COLLEGE,
RAIRANGPUR, MAYURBHANJ**

DEPARTMENT OF ZOOLOGY		
SL.NO.	APPARATUS	QUANTITY
1	BINOCULAR MICROSCOPE WITH CC TV (OLYMPUS)	1
2	MICRO IMAGING SYSTEM (OLYMPUS)	1
3	LIGHT MICROSCOPE	2
4	COMPOUND MICROSCOPE, SLIDING STAGE TYPE	3
5	SIMPLE MICROSCOPE	5
6	LIGHT PROJECTOR(SONY)	1
7	SPECTROPHOTOMETER(SYSTRONIC)	1
8	LAMINER FLOW (RESCULAR)	1
9	CENTRIFUGE(REMI)	1
10	AUTOMICROTOME(REDICAL)	1
11	TISSUE PROCESSOR	1
12	SPHYGOMANOMITER	2
13	STETHOSCOPE	2
14	DIGITAL WATER BATH	1
15	DIGITAL THERMISTOR (SENER TYPE)	1
16	PHOTOMETER(SYSTRONIC)	1
17	SECCHI ROUNDED DISE	5
18	HAEMOCYTOMETER	2
19	SHLIS HAEMOGLOBINAMETER	2
20	GEL ELECTROPHORESIS APPARATUS SET	1
21	STOP WATCH	2
22	CALLING BELL	2
23	BLOOD SUGAR TEST STRIP SET	2
24	KYMOGRAPH	1
25	DIGITAL PH METER	1
26	AATOPIPE HC (10 M)	1
SL. NO.	EQUIPMENTS	QUANTITY
1	BURRELTE	5
2	BURRELTE STAND	5
3	PIPPELTE(5ML)	5
4	CONICAL FLASK 200 ML	5
5	BEAKER(50 ML)	5
6	TEST TUBE (BOROSIL)	100
7	CAPILARY TUBE	10 PKT.
8	TISSUE PAPER	1 ROLL
9	BLOTTING PAPER	10 SHEET
10	PROCLN PLATE	5 NOS.
11	WATCH GLASS	10 NOS.
12	MICROSLIDE	50 PKT.
13	SPIRIT LAMP	10
14	TEST TUBE HOLDER	10
15	THERMOMETER	2
16	TEST TUBE BRUSH	5
DEPARTMENT OF CHEMISTRY		
1	OSTWALD VISCOMTER	
2	OSTWALD VISCOMTER	
3	ACCESSORIES OF PAPER CNROMATOGRAPHY (ASCENDING AND HORIZONTAL) TLC KIT	

5	CALORIEMETER	
6	POTENTIOMETER	
7	CONDCTOMETER	
8	UV-VIS SPICTROPHOTOMETER	
9	STALGMO METER	
10	SHAKING MACHIN	
11	BOD INCUBETOR	
12	COD DIGESTOR	
DEPARTMENT OF MATHEMATICS		
1	MATLAB (COMPUTER) SOFTWARE	1
2	CAS(COMPUTER AIDED SOFTWARE) GRAPHICS, C++, C	
3	COMPUTER SET	


 PRINCIPAL 28-12-17
PRINCIPAL
RAIRANGPUR COLLEGE
Rairangpur Mayurbhanj

Department of Anthropology

List of Equipments

1. Electronic Microscope
2. Weighing Machine
3. Sliding Caliper
4. Spreading Caliper
5. Mollison's Craniophore
6. Tubular Craniophore
7. Auricular Head-Spanner
8. Anthropometer Rod
9. Pelvic Meter
10. Steel Tap
11. Calculator - 1
12. Computer - set, 13. printer (B/W), 14. Camera (Digital)


Models' Name

1. Skeleton (Full Size)
2. 6 pair long bones
 - a) Humerus
 - b) Radius
 - c) Ulna
 - d) Femur
 - e) Tibia
 - f) Fibula
 - g) Skull

Chemical/Apparatus

1. Serological Test Chemical (Sera A, B, D) Set
2. P.T.C Test (Phenyle Thiocarbamide)
3. For P.T.C (Wooden Box with 14 Nos Bottle Sets)
4. Autopricking Needles
5. Slide
6. Disposal Needles


23-12-17
PRINCIPAL
RAIRANGPUR COLLEGE
Rairangpur Mayurbhanj


23/12/2017
HOD

Dept. of Anthropology
Rairangpur College
Rairangpur

DEPARTMENT OF BOTANY

List of equipments, Chemicals & Slides

1. Electron Micrographs/ Model of T-phase
2. Model of TMV
3. Photograph of Lytic Life Cycle
4. Photograph of Lysogenic Life Cycle
5. Permanent slide of Bacteria
6. Photograph of Bacteria
7. Electron Micrographs of Virus, Bacteria, Binary Fission, Endospore, Conjugation, Nodule (Root)
8. Photograph of protoplasmic streaming in Hydrilla leaf
9. Slide of Rhizopus
10. Slide of Aspergillus
11. Slide of Penicillium
12. Slide of Peziza
13. Slide of Alternaria
14. Slide of Puccinia
15. Slide of Agaricus
16. Slide of Albugo
17. Slide of Lichen
18. Slide of Bryophytes (Riccia, Marchantia, Anthoceros, Sphagnum, Funaria)
19. Slide of Pteridophytes (Psilotum, Selaginella, Equisetum)
20. Slide of Gymnosperm (Cycas, Pinus, Ginkgo, Gnetum)
21. Slide of Permanent Tissue (Parenchyma, Collenchyma, Sclerenchyma)
22. Slide of Xylem
23. Slide of Phloem
24. Slide of Monocot and Dicot Root, Stem
25. Slide of Secondary Growth
26. Slide of Leaf Anatomy
27. Slide of Anomalous Stem structure (Amaranthus, Acharanthus, Boirahavia, Leptoderma & Other)
28. Rubber photograph/Model of Tapping
29. DNA Replication Photograph
30. Photograph of Nucleic Acid showing genetic material
31. Photograph of splicing machinery, Splicing Mechanism etc


CHEMICALS

1. Fehling Solution
2. Sudan III
3. Gram Strain
4. Sodium Bicarbonate
5. Cobalt Chloride
6. Cellophane Paper
7. Chromatographic Paper
8. Ethyl Alcohol -1 Bottle
9. Safranin - 1 Bot
10. Cotton Blue - 1 Bot
11. HCl
12. Petroleum Ether - 500 ml
13. Iodine - 500 ml
14. Glycerine - 1 Bot
15. Formalin - 10 Lits

INSTRUMENTS

1. Staining Plates - 20 Nos
2. Squasing needle - 20 Nos
3. Mortar & Pestle - 4 Nos
4. Spirit Lamp - 5 Nos
5. Cavity Block - 20 Nos
6. Spint - 1
7. Soil Thermometer - 6 nos
8. Minimum Thermometer - 6 nos
9. Anemometer - 2 Nos
10. Hygrometer - 2 nos
11. Rain Gauge - 2 Nos
12. Lux Meter - 1
13. PH Meter - 1


PRINCIPAL
RAIRANGPUR COLLEGE
Rairangpur Mayurbhanj


22/12/17